



### District Report Card: 2017


<b>State:</b> Manipur	<b>District:</b> Churachandpur
<b>Class:</b> 8	<b>Subject:</b> Language
<b>Schools:</b> 31	<b>Students:</b> 459


### Participation/Coverage


#### Students

<b>GENDER</b> 	Boys		Girls	
	Number	%	Number	%
	197	42.92	262	57.08

<b>AREA</b> 	Rural		Urban	
	Number	%	Number	%
	426	92.81	33	7.19

<b>CATEGORY</b> 	SC		ST		OBC		GEN	
	Number	%	Number	%	Number	%	Number	%
	5	1.09	403	87.80	25	5.45	26	5.66

<b>CWSN</b> 	LD	VI	HI	S&LD	ID	Oth
	1	0	0	0	2	33

<b>Management</b> 	Government		Government-aided	
	Number	%	Number	%
	359	78.21	100	21.79

### Average Performance of Students in Language (%)

Overall	Gender		Area		Management		Social Group			
	Male	Female	Rural	Urban	Govt.	Aided	SC	ST	OBC	GEN
58.88	61.15	57.18	58.87	58.99	56.92	65.93	41.33	59.75	40.80	66.15

### Performance on Learning Outcomes (LOs)

Learning Outcomes	Description	Average Performance(%)
L813	Read textual/non-textual materials with comprehension and identifies the details, characters, main idea and sequence of ideas and events while reading	58.88

Range of Performance of Students who Answered Correctly							
Below 30%		30% - 50%		50% - 75%		Above 75%	
Number	%	Number	%	Number	%	Number	%
41	8.93	110	23.97	216	47.06	92	20.04

### Lowest Performing Learning Outcomes (LOs)

1 - Read textual/non-textual materials with comprehension and identifies the details, characters, main idea and sequence of ideas and events while reading (58.88)